

FLEXLENS[®] ARC

Atypical Refractive Correction

FITTING GUIDE



Custom soft contact lens
for irregular corneas

SPECTRUM
INTERNATIONAL



X-CEL
SPECIALTY CONTACTS



X-CEL
SPECIALTY CONTACTS

The **Flexlens® ARC** is a specialty soft lens option available from X-Cel Specialty Contacts for those patients who cannot adapt to a rigid lens for the visual correction of various ocular conditions including keratoconus, pellucid marginal degeneration, corneal transplants, post refractive surgery and/or any irregular cornea conditions.



PATIENT INDICATIONS

The **Flexlens® ARC** design is a custom soft lens indicated for the visual correction of various ocular conditions including; keratoconus, pellucid marginal degeneration, corneal transplants, post-refractive surgery, and/or any irregular cornea.

The **Flexlens® ARC** fits like a regular toric contact lens. With no need to worry about peripheral curves or any other parameter that may complicate the fit, the ARC is easy to fit, thus reducing chair time. It utilizes a standard back surface fitting curve, precise axis, cylinder, and an enhanced center thickness to stabilize the correction over an aberrated cornea. If residual astigmatism is detected through the over-refraction, a toric design is needed. Cylinder powers ranging from -0.50 up to a -10.00 diopters are available with prism ballast to reduce the lens rotation. A range of base curves and center thicknesses can be manipulated to successfully fit a wide patient base.

Materials	Hioxifilcon B (49% water content), Definitive Silicone Hydrogel 74%
Base Curve	6.0mm to 8.7mm in 0.1mm steps
Fitting Curve	8.6 standard
Diameters	13.0mm to 16.0mm in 0.5mm steps
Powers	+20.00D to -20.00D
Cylinder	-0.50D to -10.00D in 0.25D steps
Axis	1 to 180 in 1 degree steps
Prism	1.50 standard with 2.00 available
Thickness	0.30mm and 0.50mm

The **Flexlens® ARC** diagnostic set contains 18 lenses manufactured in Hioxifilcon B (49% water content) material.

Base Curve	Power	Diameter	Thickness
6.2	-6.00	14.5	.30
6.5	-6.00	14.5	.30
6.8	-6.00	14.5	.30
7.1	-6.00	14.5	.30
7.4	-6.00	14.5	.30
7.7	-6.00	14.5	.30
8.0	-6.00	14.5	.30
8.3	-6.00	14.5	.30
8.6	-6.00	14.5	.30
6.2	-6.00	14.5	.50
6.5	-6.00	14.5	.50
6.8	-6.00	14.5	.50
7.1	-6.00	14.5	.50
7.4	-6.00	14.5	.50
7.7	-6.00	14.5	.50
8.0	-6.00	14.5	.50
8.3	-6.00	14.5	.50
8.6	-6.00	14.5	.50

FITTING THE FLEXLENS® ARC

For best visual acuity outcome, and reduced chair time, use of a fitting set is required.

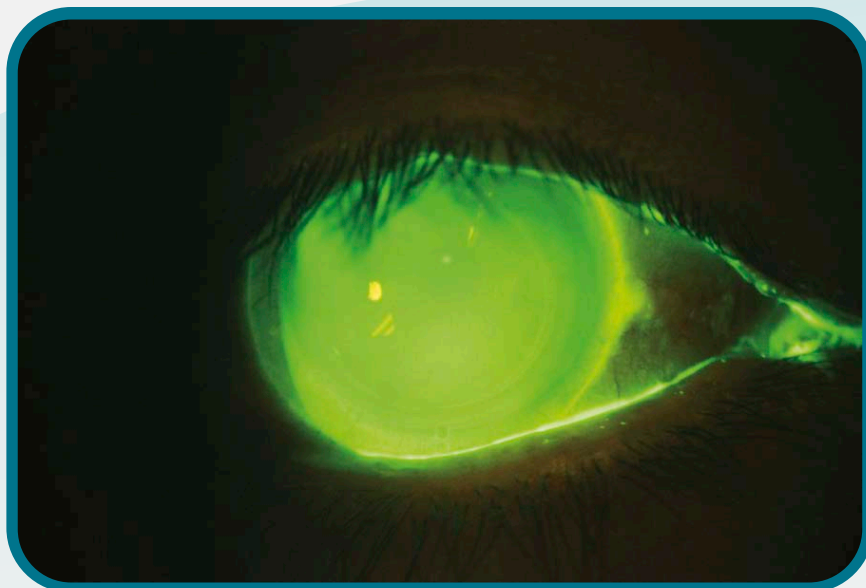
BASE CURVE SELECTION

If the Flat K is equal to or flatter than 49.00D (6.89), start with 8.3 Base Curve.

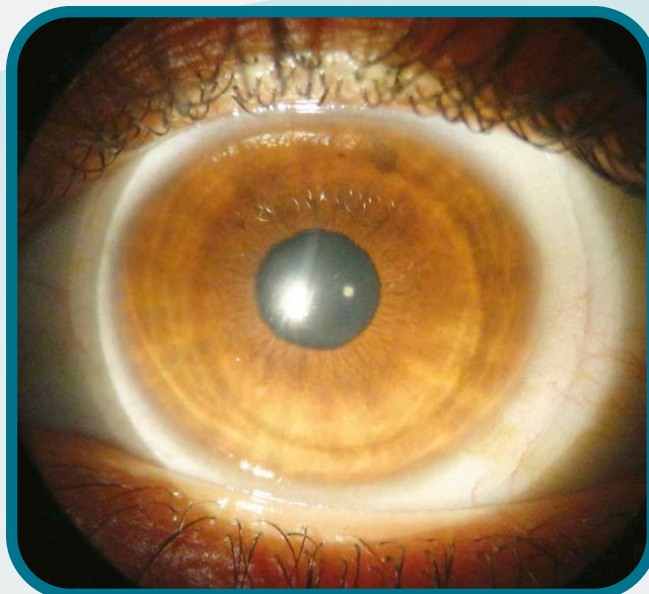
If Flat K is steeper than 49.12 (6.87), start with 7.7 Base Curve.

- For cylinder powers at -2.00 or lower, START WITH THE .30 THICKNESS.
- Over a -2.00 cylinder START WITH THE .50 THICKNESS.
- Insert lens and evaluate fit/position as you would a normal soft lens. High molecular fluorescein is provided if needed.

As your Flexlens ARC fitting experience broadens, your base curve philosophy may vary.



1. Starting with the position evaluation of the lens, look for a well centered alignment with no more than 2mm of movement.
2. Centrally the lens should display slight central touch with no air bubbles or folds.
3. Let lens settle for 10 minutes before performing rotation, edge and acuity evaluation.
4. Check for lens rotation. Any rotation over 10 degrees requires next steeper base curve.
5. Evaluate the edge in complete 360 degree circle by checking all four gazes (Up, Down, Right, Left).
6. Perform sphere-cylinder over-refraction and compare to best achievable acuity of patient. (should be at least equal).
7. **If ordering a Flexlens ARC in Definitive Silicone Hydrogel 74%, steepen the base curve by 0.2.**
8. All evaluation information should be given to an **Spectrum International consultant for final lens order.**

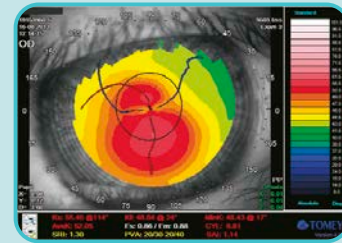


Keratoconus - 17 year old male

- Scleral lens wearer that discontinued use because of allergy complications.
- Replaced scleral lens with a competitive soft irregular cornea contact lens, however patient was unable to reach good visual acuity.
- Patient was fit with Flexlens ARC in order to obtain ideal comfort and good visual acuity.

K Readings

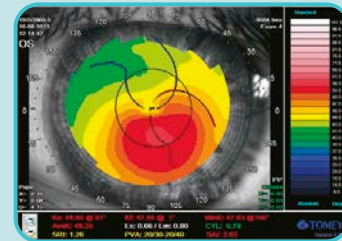
OD 48.64/55.45 x 114
OS 47.85/48.65 x 91



First Trial Lens

8.6 -6.00 14.5 .30 CT Hioxifilcon B
Over-refraction

OD +1.50 -3.75 x 16
VA 20/25
OS +1.75 -0.75 x 10
VA 20/20



Second Trial Lens

8.6 -6.00 14.5 .50 CT Hioxifilcon B
Over-refraction

OD +1.50 -2.75 x 15
VA 20/20
OS +1.75 -0.50 x 10
VA 20/15

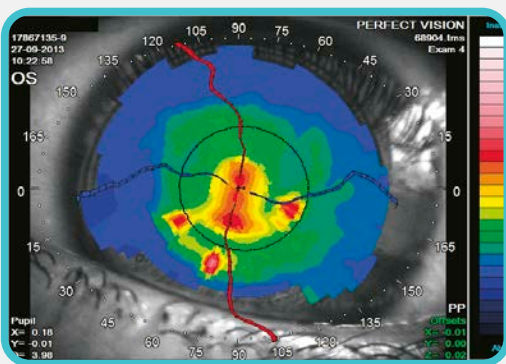


Final Lenses (ordered in Definitive 74%):
OD 8.40 14.5 -4.50 -2.75 x 16 0.50 CT VA 20/20
OS 8.40 14.5 -4.50 -0.50 x 10 0.50 CT VA 20/15

Images courtesy of Dr. Augusto Rossé, Santiago, Chile

Keratoconus - Nipple cone

K Readings OS	42.44/47.26 x 80
Rx	-0.25 -2.00 x 175 = 20/30 VA
1st Trial Lens	8.3 -6.00 14.5 .30 CT Hioxifilcon B 49%
Over-refraction	+4.50 -3.50 x 170 = 20/25 VA
2nd Trial Lens	8.3 -6.00 14.5 .50 CT Hioxifilcon B 49%
Over-refraction	+4.50 -2.00 x 170 = 20/15- VA



**Final Lens (ordered in Definitive 74%):
8.10 14.5 -1.50 -2.00 x 170 .50 CT VA 20/20**

TROUBLESHOOTING

Problem	1st Change	2nd Change
High riding lens	Flatten BC 0.3mm	Decrease diameter 0.5mm
Low riding lens	Steepen BC 0.3mm	Increase diameter 0.5mm
Excessive lens movement	Steepen BC 0.3mm	Increase diameter 0.5mm
Central air bubble	Flatten BC 0.3mm	Decrease diameter 0.5mm
Lens fold	Steepen BC 0.3mm	Increase diameter 0.5mm
Excessive touch	Steepen BC 0.3mm	
Unstable over-refraction	Flatten BC 0.3mm	
Excessive lens rotation	Steepen BC 0.3mm	Increase diameter 0.5mm
		Increase prism to 2.00
BCVA not achieved with 0.30mm thick lens	Go to 0.50mm thick lens	



X-CEL
SPECIALTY CONTACTS

We have your irregular corneas covered.

Custom Soft

Flexlens Tri-curve
Keratoconus

Flexlens Piggyback

Flexlens Large Diameter

Gas permeable

Atlantis Scleral

Titan Large Diameter

Pinnacle Large Diameter

Apex Keratoconus

✉ sales@spctinternational.com

☎ +1 (470) 208-7030

www.spctinternational.com



S P E C T R U M
I N T E R N A T I O N A L